

## Features

- Full blocking capability over wide temperature range
- Hermetic sealed ceramic package

## Key Parameters

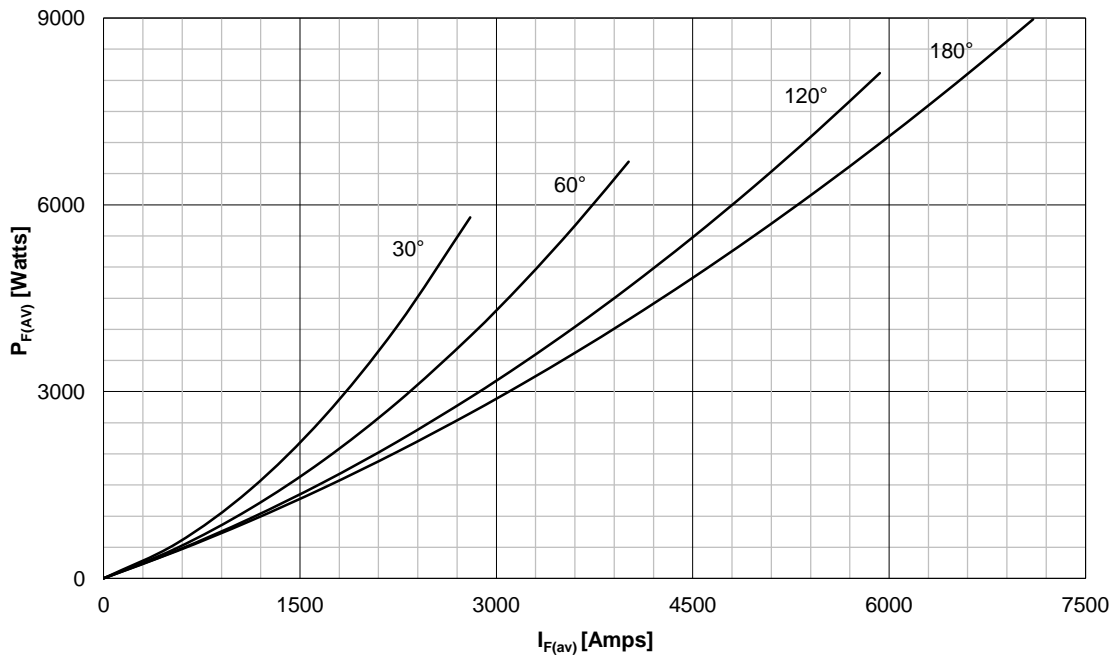
$V_{RRM}$	= 400V
$I_{F(AV)}$	= 7100A
$I_{FSM}$	= 62kA
$V_{F(TO)}$	= 0.74V
$r_F$	= 0.03mΩ

## Applications

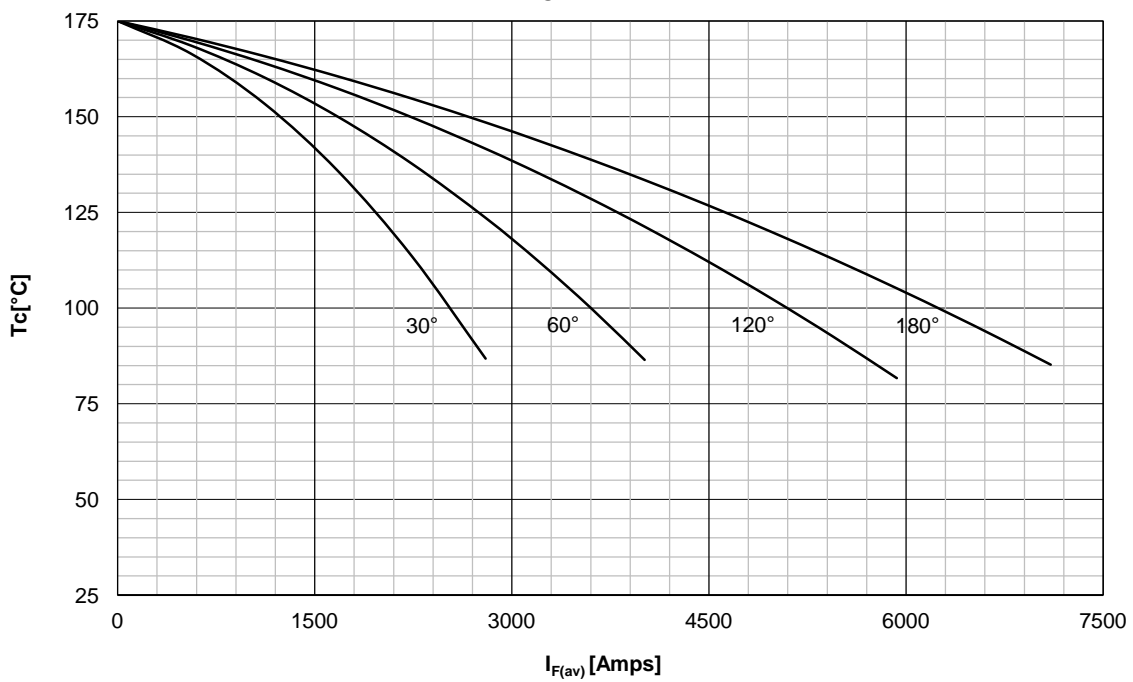
- Welding Rectifiers
- Uncontrolled Rectifiers

Symbol	Characteristic	Conditions	T <sub>j</sub> [°C]	Value	Unit
<b>BLOCKING</b>					
$V_{RRM}$	Repetitive peak reverse voltage		175	200 - 400	V
$I_{RRM}$	Repetitive peak reverse current	$V = V_{RRM}$	175	100	mA
<b>CONDUCTING</b>					
$I_{F(AV)}$	Mean Forward current	180° sin, 50 Hz, T <sub>c</sub> = 85°C, Double side cooled		7100	A
$I_{FRMS}$	RMS Forward current			11147	A
$I_{FSM}$	Surge Forward current	Sine wave, 10 ms Without reverse voltage	25	62000	A
			175	55000	A
$I^2 t$	$I^2 t$	Sine wave, 10 ms Without reverse voltage	25	19220 x 10 <sup>3</sup>	A <sup>2</sup> s
			175	15125 x 10 <sup>3</sup>	A <sup>2</sup> s
$V_F$	Peak Forward voltage	Peak forward current = 7000A	175	1.05	V
$V_{F(TO)}$	Threshold voltage		175	0.74	V
$r_F$	Forward slope resistance		175	0.03	mΩ
<b>MOUNTING</b>					
$R_{th(j-c)}$	Thermal impedance, sin 180°	Junction to case, Double side cooled		0.01	°C/W
$R_{th(c-h)}$	Thermal impedance	Case to heatsink, Double side cooled		0.005	°C/W
$T_j$	Max. junction temperature			175	°C
$T_{stg}$	Storage temperature			-40 ... 175	°C
M	Mounting Torque			26 - 30	NM
W	Weight (Approx.)			130	gm

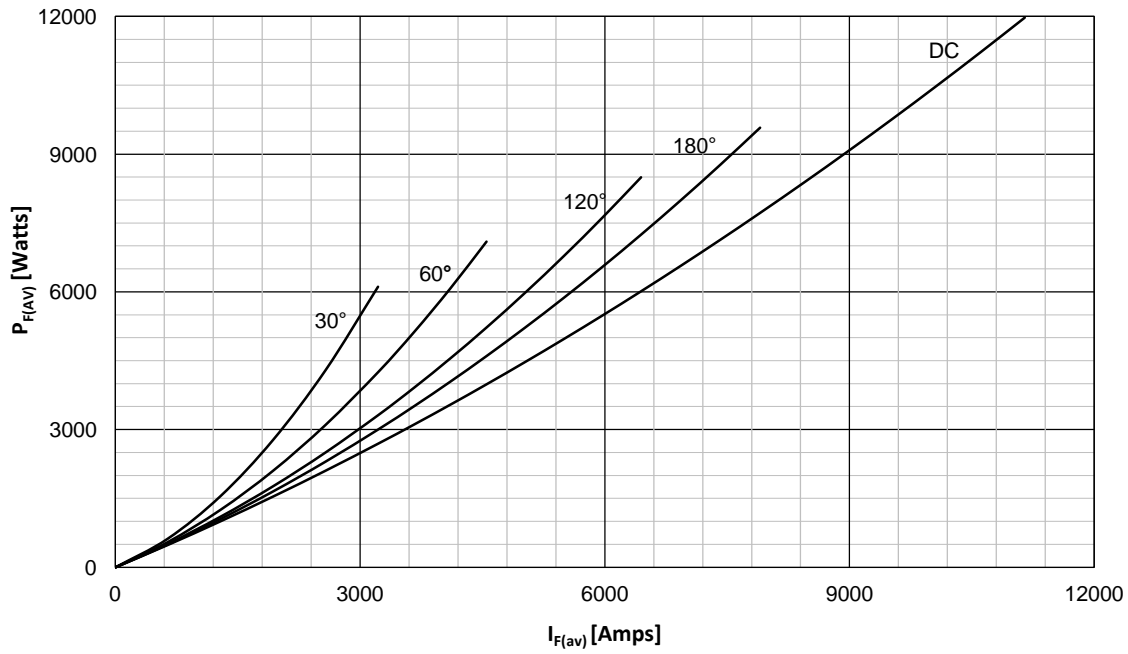
DISSIPATION CHARACTERISTICS  
SINE WAVE



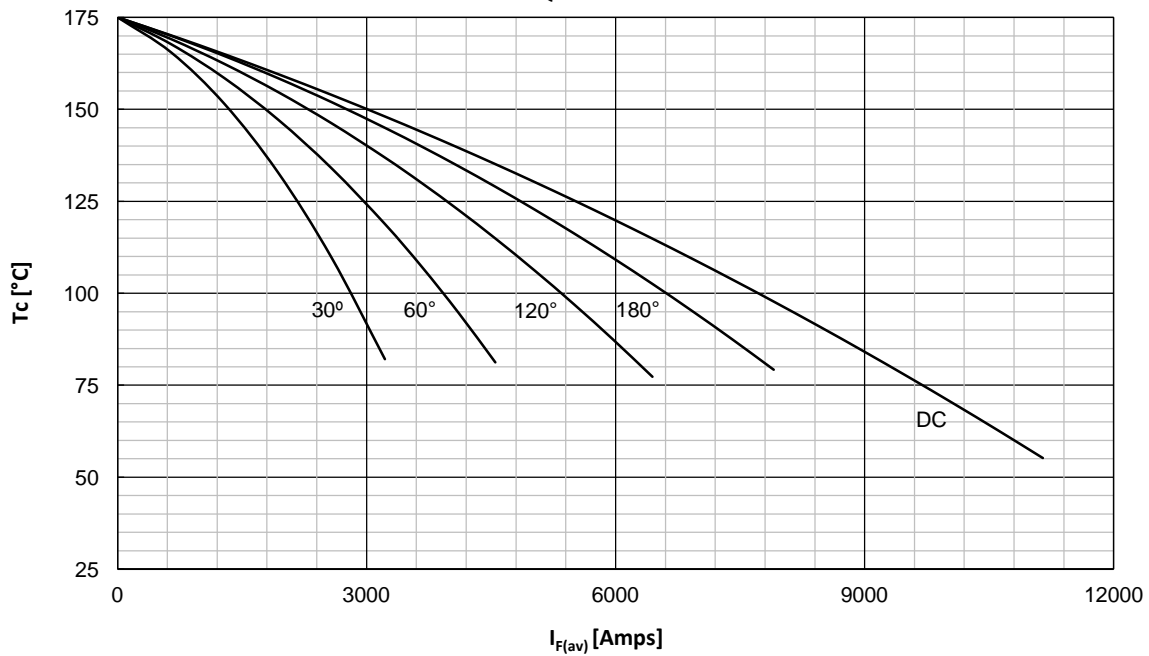
FORWARD CURRENT DERATING CURVE  
SINE WAVE



DISSIPATION CHARACTERISTICS  
SQUARE WAVE

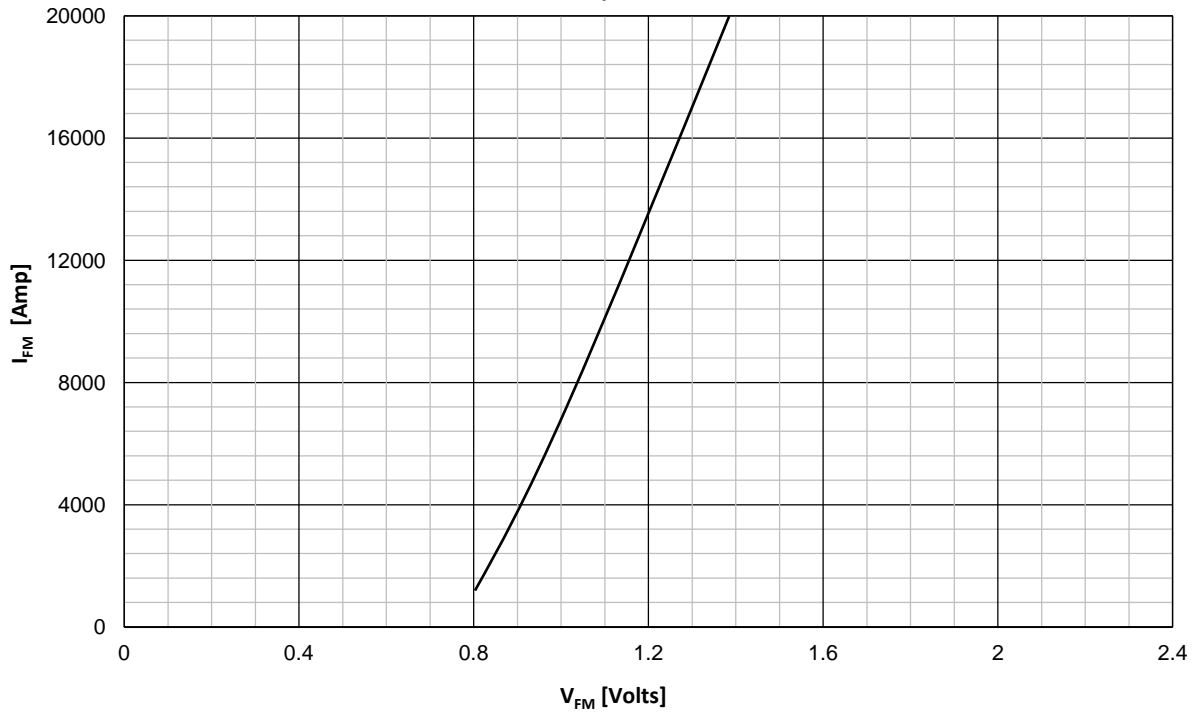


FORWARD CURRENT DERATING CURVE  
SQUARE WAVE

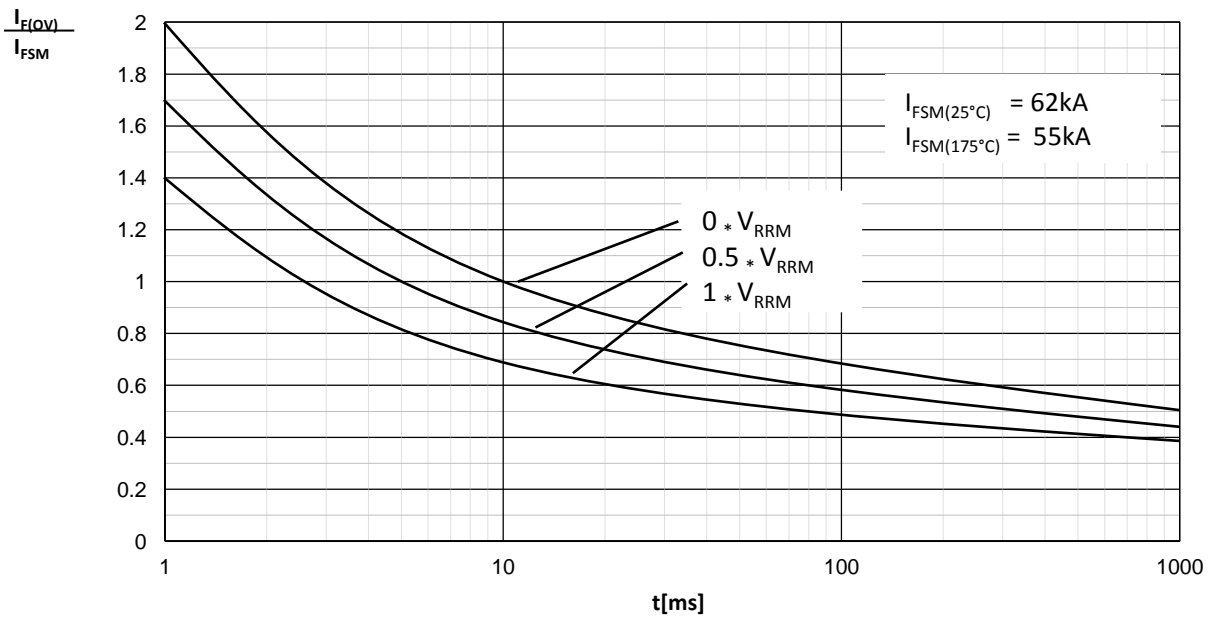


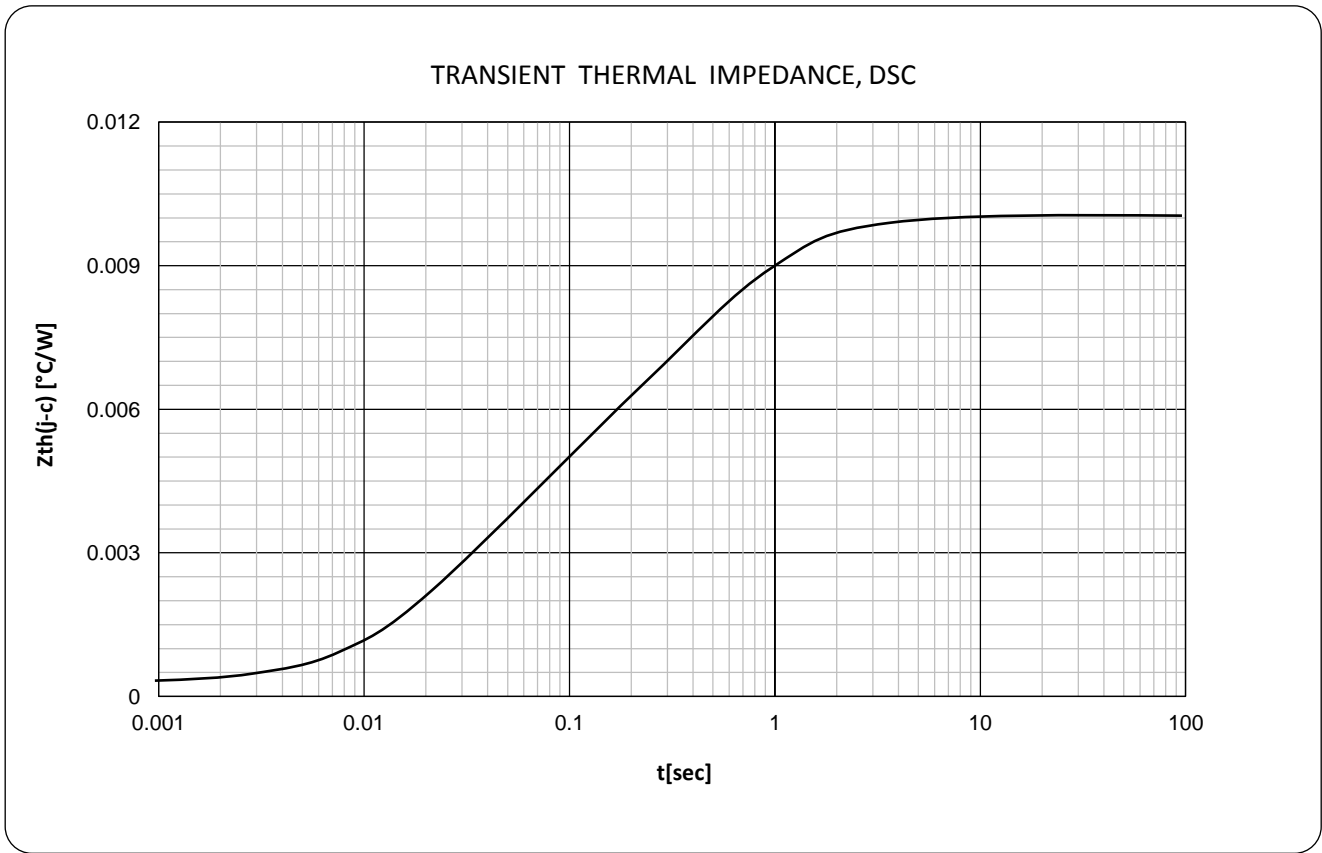
FORWARD CHARACTERISTICS

$T_j = 175^\circ\text{C}$



SURGE CHARACTERISTICS





**ORDERING INFORMATION**

<b>GDZM</b>	<b>7100</b>	<b>C</b>	<b>X X</b>
Welding Diode	Current code	Capsule Package	Voltage Code Code X 100 = V <sub>RRM</sub>

Order Code GDZM7100C06 – 600V V<sub>RRM</sub>, Welding diode

### Outline

